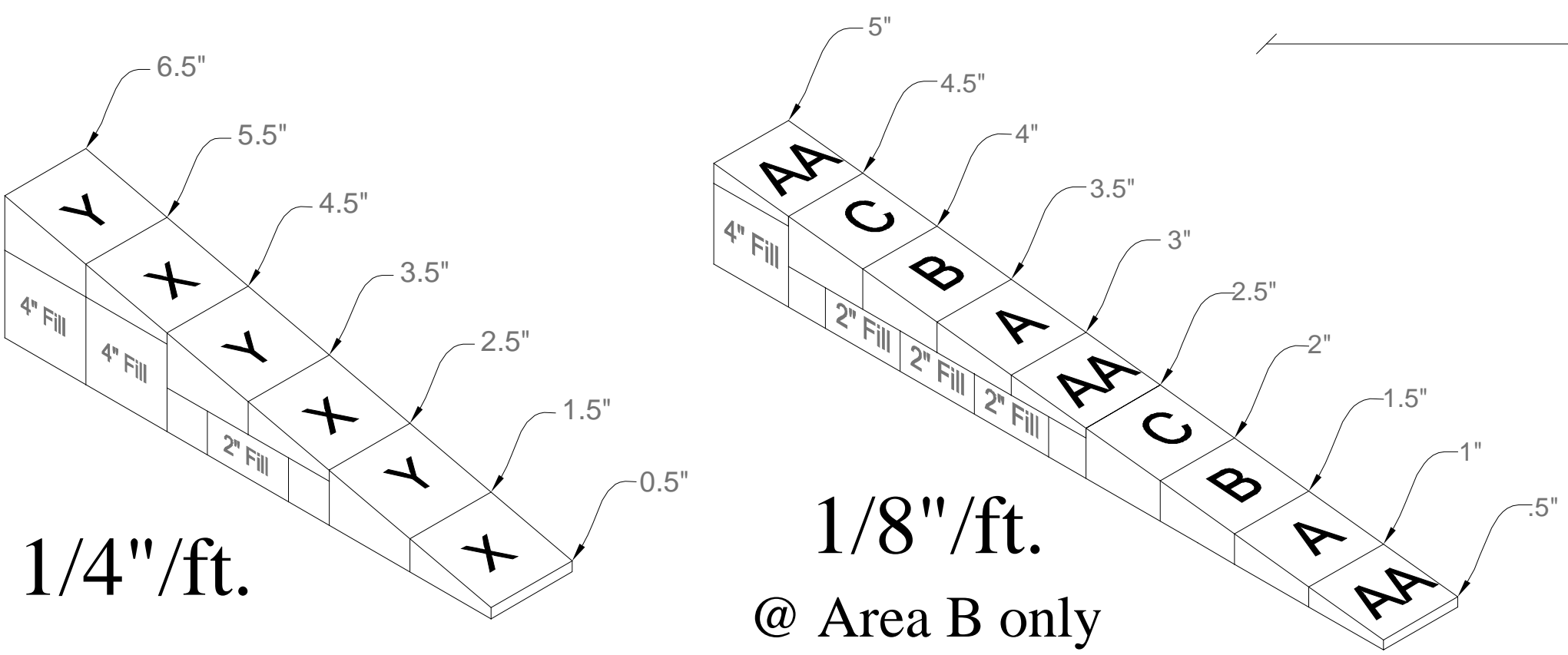
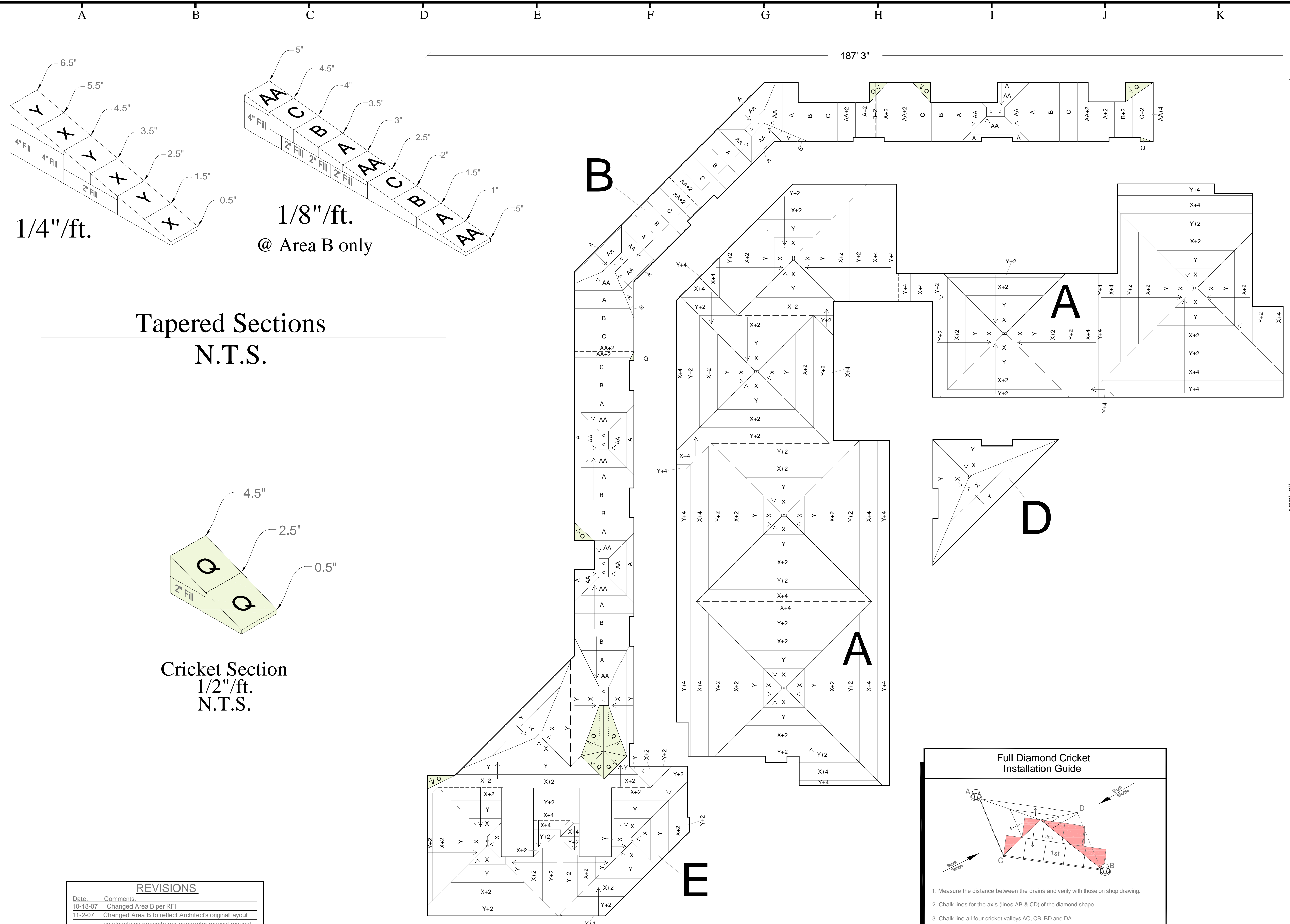


For Tapered Inquiries contact:  
 Name: Jesse Beane  
 e-mail address: jbeane@strategicbp.com  
 Phone Number: (877) 405-4454  
 Fax Number: (877) 405-4454

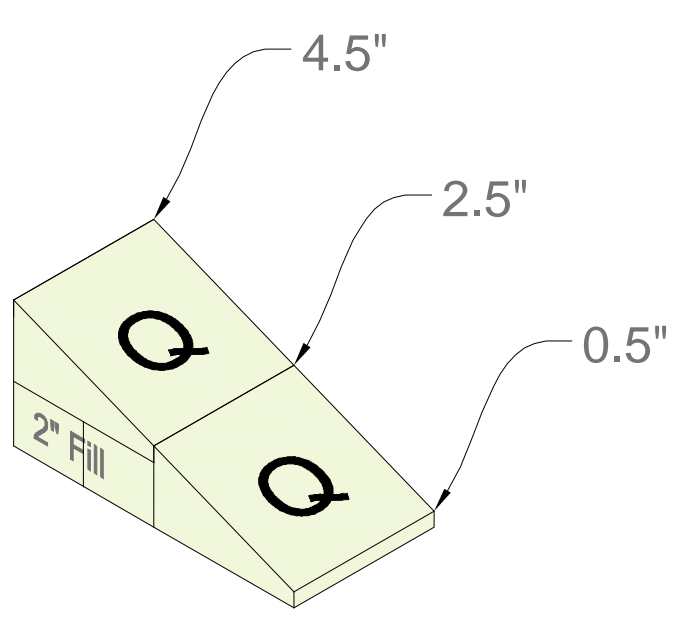
SBP Tapered Systems  
 775 E Blithedale Suite 345  
 Mill Valley, CA 94941  
 www.strategicbp.com

Main Office:  
 Strategic Building Products, LLC  
 e-mail address: info@strategicbp.com  
 Phone Number: (877) 405-4452  
 Fax Number: (877) 405-4454

Available Services  
 \* Field Surveys  
 \* Field Measurements  
 \* Tapered Layout Assistance  
 \* Certified Drainage Program

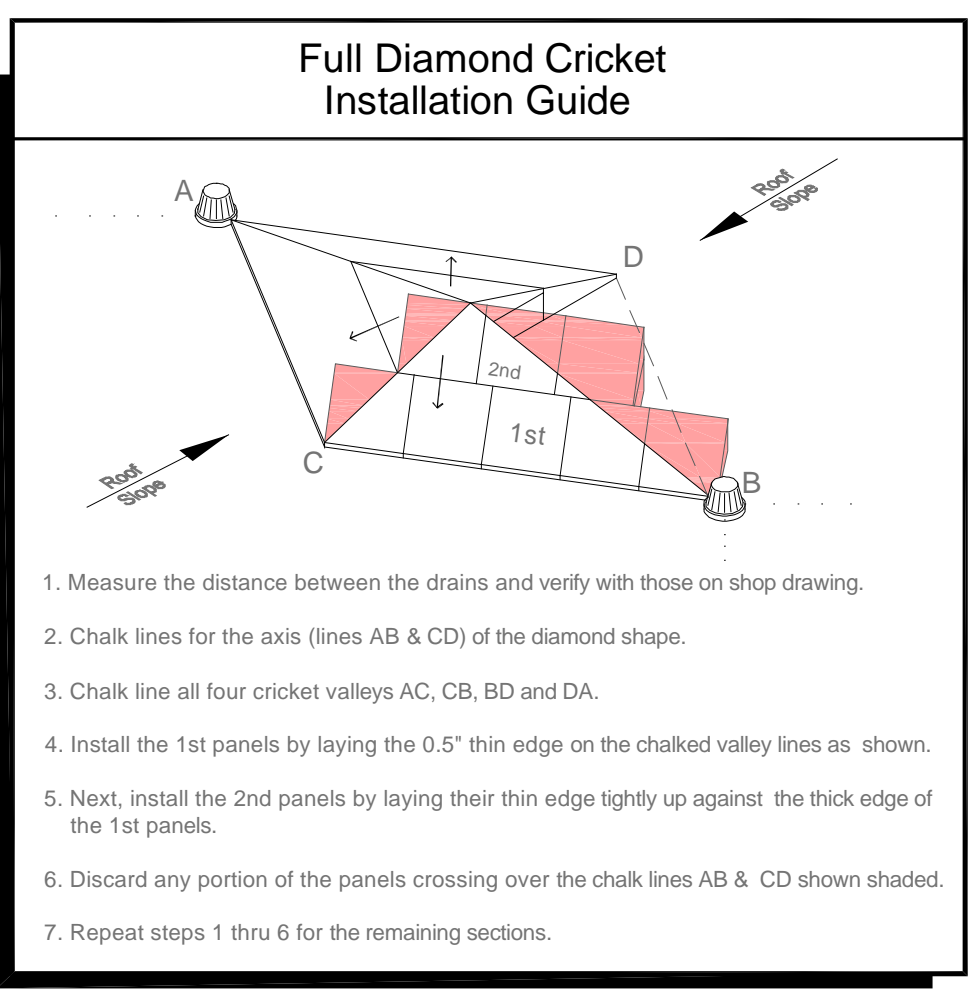


Tapered Sections  
 N.T.S.



Cricket Section  
 N.T.S.

REVISIONS	
Date:	Comments:
10-18-07	Changed Area B per RFI
11-2-07	Changed Area B to reflect Architect's original layout as closely as possible per contractor request.
11-13-07	Changed Areas B & E per contractor request.
11-19-07	Changed Areas B & E per contractor request.



1. Measure the distance between the drains and verify with those on shop drawing.
2. Chalk lines for the axis (lines AB & CD) of the diamond shape.
3. Chalk line all four cricket valleys AC, CB, BD and DA.
4. Install the 1st panels by laying the 0.5" thin edge on the chalked valley lines as shown.
5. Next, install the 2nd panels by laying their thin edge tightly up against the thick edge of the 1st panels.
6. Discard any portion of the panels crossing over the chalk lines AB & CD shown shaded.
7. Repeat steps 1 thru 6 for the remaining sections.

**GENERAL NOTES**

1. The SBP Tapered Systems services are offered as a service for practicing roof Systems professionals such as architects, consultants, engineers, owners, code officials and product representatives. The purpose of the service is to provide a general reference for tapered insulation systems. It is the responsibility of the practicing roof system professional using these services to render the appropriate level of professional judgment necessary to provide the appropriate tapered insulation system. No SBP representative is authorized to vary the terms of this disclaimer.
2. The roof insulation is polyisocyanurate (standard panels or composite) flat and tapered manufactured by the Firestone Building Products Company.
3. All job criteria such as dimensions, drain locations, slope, minimum starting thickness, base layer thickness, average R-Value, etc., have been provided by architects, owners and Dodge/Scan via mail, e-mail and faxes to SBP Tapered Systems. All information must be confirmed by the roofing contractor. If any changes are made in the job criteria shown below, SBP Tapered Systems reserves the right to re-bid the project.
4. Shop drawings signed and approved by either the architect or the roofing contractor must be returned to SBP Tapered Systems prior to fabrication and shipment of materials.
5. Once the material is received, SBP is not responsible for its safekeeping or shortages discovered.
6. The roofing contractor must verify all material piece counts with packing lists. All discrepancies must be reported immediately to SBP Tapered Systems.
7. Recovery boards, base sheets, cant strips, tapered edge strips, crickets or saddles etc., not shown on SBP Tapered shop drawings will be supplied by others.

**SHOP DRAWING APPROVAL**

I confirm that SBP Tapered Systems used plans that we provided them.  
 I accept the dimensions as shown on this roof plan. However, if the actual field dimensions (i.e. perimeter dimensions, drain locations, structural slopes and roof curb locations, that may alter the drainage pattern) are different than those shown or scaled on this plan, I accept full financial responsibility for any additional material that may be needed to complete this project.

Furthermore, I accept the panel sizes of 4'x4' for Tapered Insulation and 4'x8' for Fill and Flat Insulation.

Please sign below and fax or email to SBP at 877-405-4454 or info@strategicbp.com

Name: \_\_\_\_\_ Company: \_\_\_\_\_  
 Signature: \_\_\_\_\_ Date: \_\_\_\_\_

**PROJECT INFORMATION**

Project: Sample Shop 4  
 Location: California  
 Quote Number: 00-00-0000  
 Quote Version Number(s): 1 Page: 1 of 1  
 Drawn by: Jesse Beane Date: November 19, 2007  
 Slope: 1/8" & 1/4"/ft. Cricket Slope: 1/2"/ft.  
 Min. Thickness: 0.5" Max. Thickness: 6.5"  
 Base Layer: N/A  
 Average R-Value: 17.98  
 Drawing Scale: 3/32" = 1'-0" on 24x36 paper

Contractor: \_\_\_\_\_  
 \_\_\_\_\_  
 \_\_\_\_\_  
 Architect: \_\_\_\_\_  
 \_\_\_\_\_  
 \_\_\_\_\_

**Panel Schedule:**

Panel Code:	Description:	Size:	P.S.I.:	Slope:	Used As:
X	0.5" to 1.5"	4' x 4'	20 PSI Typical	1/4"/ft.	Tapered
Y	1.5" to 2.5"	4' x 4'	20 PSI Typical	1/4"/ft.	Tapered
AA	0.5" to 1.0"	4' x 4'	20 PSI Typical	1/8"/ft.	Tapered
A	1.0" to 1.5"	4' x 4'	20 PSI Typical	1/8"/ft.	Tapered
B	1.5" to 2.0"	4' x 4'	20 PSI Typical	1/8"/ft.	Tapered
C	2.0" to 2.5"	4' x 4'	20 PSI Typical	1/8"/ft.	Tapered
2.0"	2.0" Flat	4' x 8'	20 PSI Typical	Flat	Tapered Filler
4.0"	4.0" Flat	4' x 8'	20 PSI Typical	Flat	Tapered Filler
Q	0.5" to 2.5"	4' x 4'	20 PSI Typical	1/2"/ft.	Cricket
2.0"	2.0" Flat	4' x 8'	20 PSI Typical	Flat	Cricket Filler

Sample Label  
 Tapered Panel → **X+2** ← Fill Thickness  
 (See Typical Section for Layering Information)